



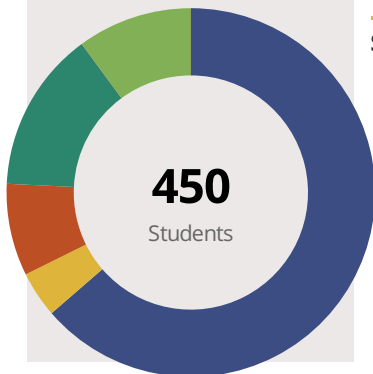
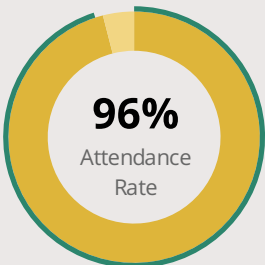
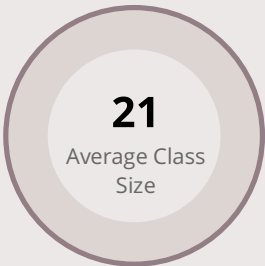
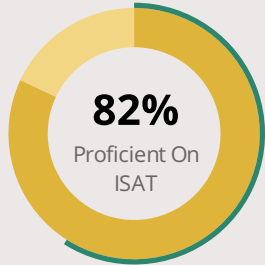
GOWER WEST ELEM SCHOOL

7650 CLARENDON HILLS RD WILLOWBROOK, IL 60527 2319 (630) 323-6446

Grades: P-4
District: GOWER SD 62

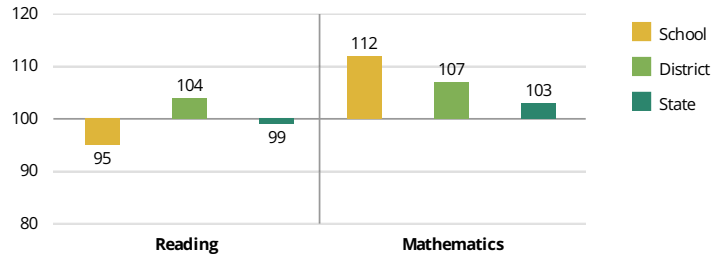
Principal: Mrs.Gina Rodewald
Superintendent: DR.VICTOR SIMON

FAST FACTS



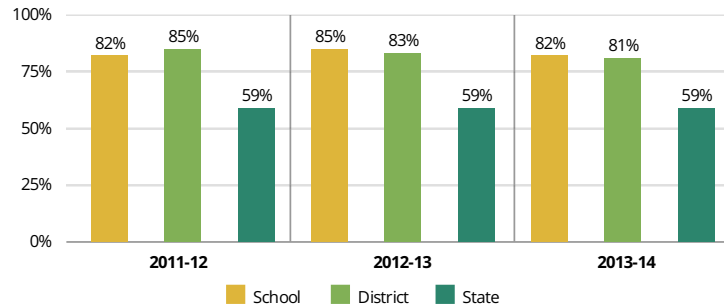
Academic Growth

To measure the amount of academic growth a school's students demonstrate, Illinois compares students' performance on the ISAT from one year to the next. Scores over 100 indicate that students are improving relative to their grade level, for example by moving from Below Standards to Meets Standards.



Academic Success

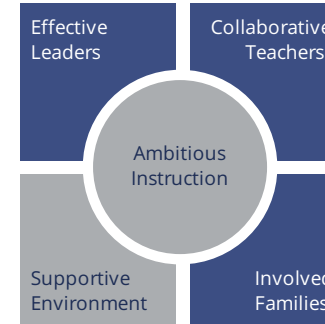
The percentage of students who meet or exceed standards on the Illinois Standards Achievement Test (ISAT).



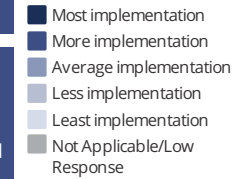
Student Characteristics

White	63%	Low Income	15%
Black	4%	English Learners	7%
Hispanic	8%	With Disabilities	13%
Asian	14%	Homeless	0%
American Indian	0%		
Two or More Races	10%		
Pacific Islander	0%		

School Environment



The **5Essentials Survey** allows students in grades 6-12 and all teachers to share their perspectives on essential conditions for learning. The anonymous survey consists of 5 components.



Response Rates

Students	-
Teachers	85%

More Effective Leaders

Do principals and teachers implement a shared vision for success?

More Collaborative Teachers

Do teachers collaborate to promote professional growth?

Ambitious Instruction

Are the classes challenging and engaging?

Supportive Environment

Is the school safe, demanding, and supportive?

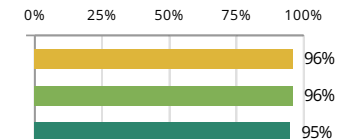
More Involved Families

Does the entire staff build strong external relationships?

Student Attendance and Mobility

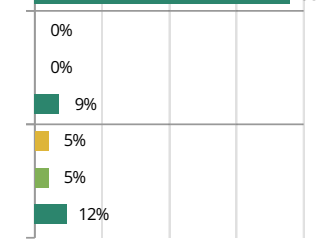
Attendance Rate

Rate at which students are present, not including excused or unexcused absences



Chronic Truancy Rate

Percentage of students who have been absent without valid reasons for 5% or more of regular school days



Student Mobility

Percentage of students who transfer in or out of the school during the school year, not including graduates





GOWER WEST ELEM SCHOOL

School Highlights

Academic Courses

Gower West School provides students with a well-rounded, balanced curriculum, integrating the arts and technology. Reading and mathematics instruction are aligned to the Common Core State Standards. Students in grades K-4 receive instruction in general music once per week and students in grades 1-4 receive instruction in art once per week.

Physical Education, Health and Wellness

Gower West Students participate in physical education classed daily in grades 1-4 and twice a week as kindergartners. The Gower West physical education program has been awarded the 2014 Blue Ribbon for excellence by the Illinois Association for Health, Physical Education, Recreation and Dance. This is the sixth blue ribbon for the program.

Other Programs and Activities

Gower West provides multiple enrichment opportunities for students, some in conjunction with the Burr Ridge Park District. All activities are offered on-site. Enrollment for the sessions takes place over the course of a school year.

School Awards

ISBE Academic Excellence, Blue Ribbon PE Program, Bright Red A+ Award, Chicago Magazine's Best Elementary Schools in Chicago

Career Development Courses and Programs

Athletics

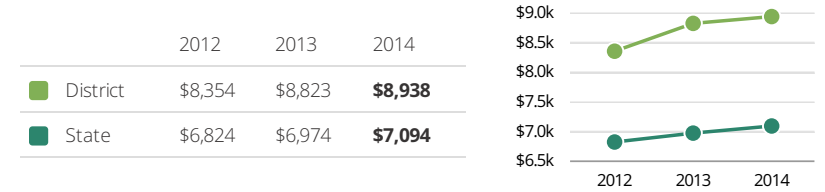
School Personnel Resources

English as a Second Language Teacher, Librarian/Media Specialist, Pre-Kindergarten Teacher, Reading Specialist, School Social Worker, Special Education Teacher, Speech Language Pathologist-non teaching

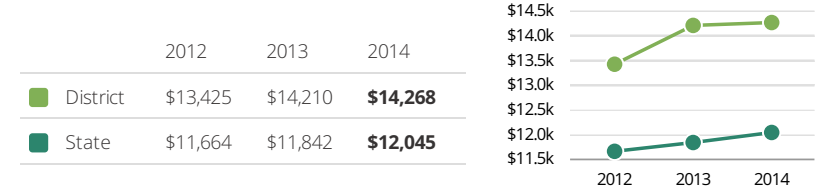
Facilities

District Finance

Instructional Spending per Pupil includes only the activities directly dealing with the teaching of students or the interaction between teachers and students.



Operational Spending per Pupil includes all costs for overall operations in this school's district, including Instructional Spending, but excluding summer school, adult education, capital expenditures, and long-term debt payments.



Educator Measures

In the last six years, **2 principal(s)** have led this school. In the last three years, an average of **87% of teachers** return to this school from one year to the next.

Measures of teacher attendance and proficiency will be added to this report in 2015.

FOR MORE INFORMATION

Visit IllinoisReportCard.com to see additional details about each item of information for this school. There you will find charts spanning multiple years, detailed explanations, resources, more of the school's programs and activities, and powerful tools that let you dig deeper into data.

Most of this data has been collected by ISBE from school districts through data systems. Some information, such as the School Highlights, is entered directly by principals and can be updated throughout the year.