



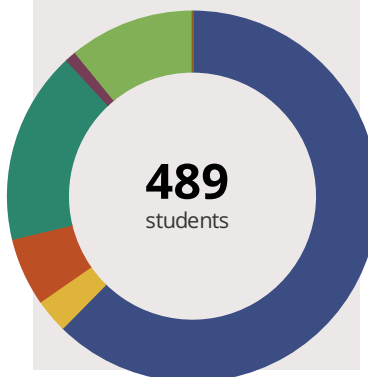
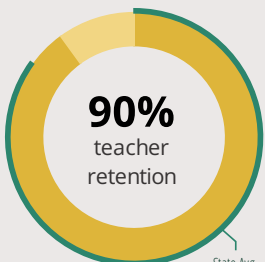
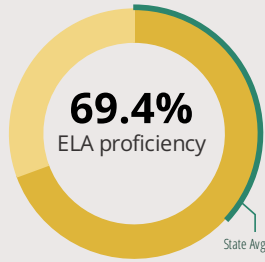
Gower West Elem School

7650 Clarendon Hills Rd Willowbrook, IL 60527 (630) 986-5383

Grades: P - 4
District: Gower SD 62

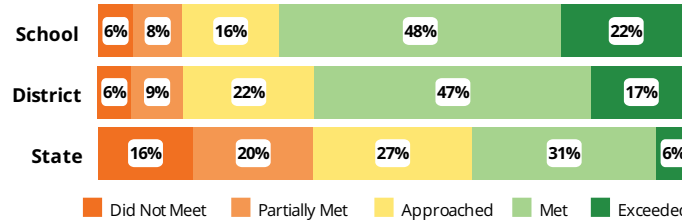
Principal: Ms.Gina Rodewald
Superintendent: Dr.Victor Simon III

FAST FACTS



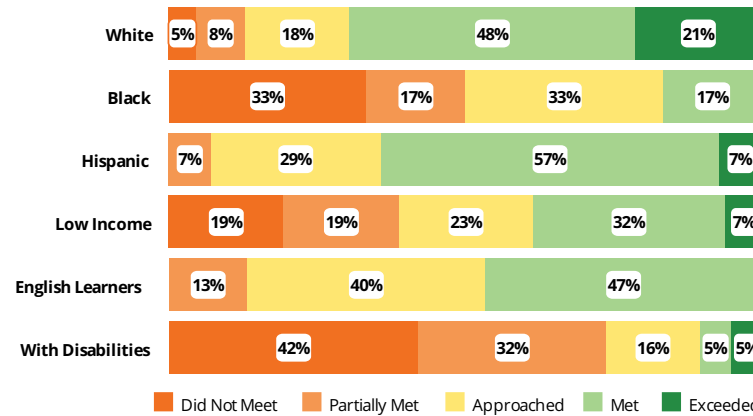
Academic Success

All Illinois students in grades 3-8 take the PARCC assessment each year. High school students take the SAT in Math and English Language Arts.



Success by Student Group

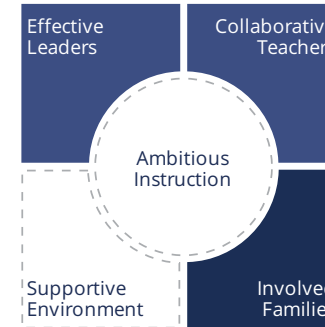
This display shows PARCC ELA performance levels for each student group. No data is shown for groups with fewer than 10 students.



Student Characteristics

White	63%	Low Income	10%
Black	3%	English Learners	10%
Hispanic	6%	With Disabilities	15%
Asian	17%	Homeless	0%
American Indian	1%		
Two or More Races	11%		
Pacific Islander	0%		

School Environment



The **5Essentials Survey** allows students in grades 6-12 and all teachers to share their perspectives on essential conditions for learning. The anonymous survey consists of 5 components.

- Most implementation
- More implementation
- Average implementation
- Less implementation
- Least implementation
- Not Applicable/Low Response

Response Rates	
Students	-
Teachers	100%

More Effective Leaders

Do principals and teachers implement a shared vision for success?

More Collaborative Teachers

Do teachers collaborate to promote professional growth?

Ambitious Instruction

Are the classes challenging and engaging?

Supportive Environment

Is the school safe, demanding, and supportive?

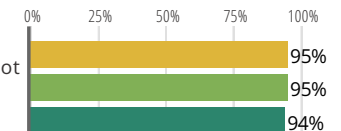
Most Involved Families

Does the entire staff build strong external relationships?

Student Attendance and Mobility

Attendance Rate

Rate at which students are present at school, not including excused or unexcused absences



Chronic Truancy Rate

Percentage of students who have been absent without valid reasons for 5% or more of regular school days



Student Mobility

Percentage of students who transfer in or out of the school during the school year, not including graduates





Gower West Elem School

School Highlights

Academic Courses

Gower West School provides students with a well-rounded, balanced curriculum, integrating the arts and technology. Preschool services are available to students with special needs or who are identified as "at risk" based on screenings. Beginning in 2015 a full day program is available to all kindergarten students.

Physical Education, Health and Wellness

Gower West Students in kindergarten through grade 4 participate in physical education classed daily. The Gower West physical education program was awarded the 2014 Blue Ribbon for excellence by the Illinois Association for Health, Physical Education, Recreation and Dance. We are proud to announce that this is the 6th blue ribbon for the program.

Other Programs and Activities

Gower West provides multiple enrichment opportunities for students, some in conjunction with the Burr Ridge Park District. All activities are offered on-site. Enrollment for the sessions takes place over the course of a school year.

School Awards

ISBE Academic Excellence, Blue Ribbon PE Program, Bright Red A+ Award, Chicago Magazine's Best Elementary Schools in Chicago, 2016 Capturing Kids' Hearts National Showcase School

Career Development Courses and Programs

Athletics

School Personnel Resources

English as a Second Language Teacher, Librarian/Media Specialist, Occupational Therapist, Paraprofessional, Physical Therapist, Pre-Kindergarten Teacher, Reading Specialist, School Nurse, School Psychologist, School Social Worker, Special Education Teacher, Speech Language Pathologist-non teaching, State-Approved Director of Special Educa, Technology Specialist

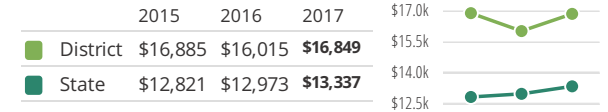
Facilities

District Finance

Instructional Spending per Pupil includes only the activities directly dealing with the teaching of students or the interaction between teachers and students.



Operational Spending per Pupil includes all costs for overall operations in this school's district, including Instructional Spending, but excluding summer school, adult education, capital expenditures, and long-term debt payments.



Educator Measures

This school has had **1 principal(s)** over the past 6 years. In the last three years, an average of **90% of teachers** return to this school each year.

FOR MORE INFORMATION

Visit IllinoisReportCard.com to see additional details about each item of information for this school. There you will find charts spanning multiple years, detailed explanations, resources, more of the school's programs and activities, and powerful tools that let you dig deeper into data.

Most of this data has been collected by ISBE from school districts through data systems. Some information, such as the School Highlights, is entered directly by principals and can be updated throughout the year.