



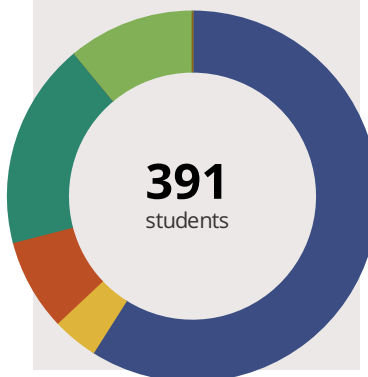
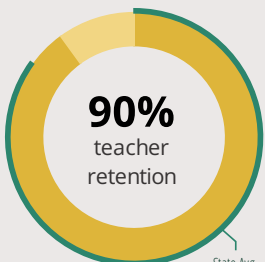
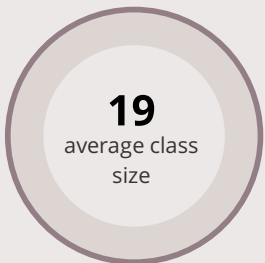
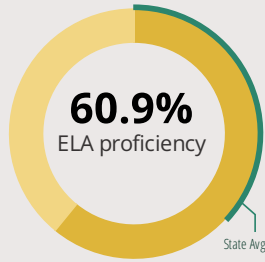
Gower Middle School

7941 S Madison St Burr Ridge, IL 60527 (630) 986-5383

Grades: 5 - 8
District: Gower SD 62

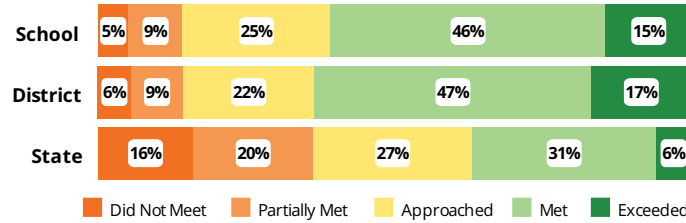
Principal: Mrs. Tracy Murphy
Superintendent: Dr. Victor Simon III

FAST FACTS



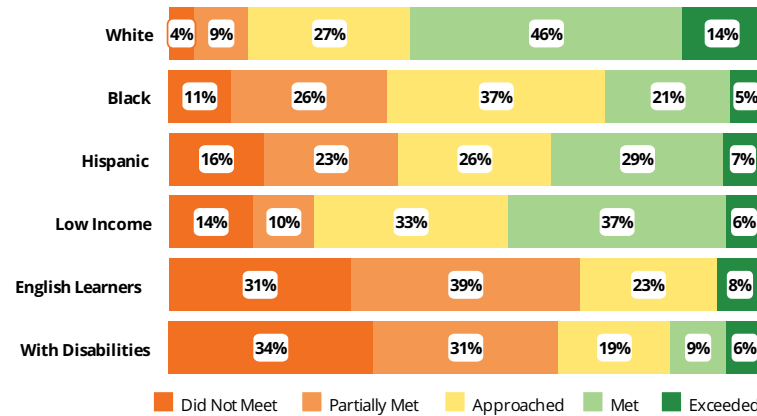
Academic Success

All Illinois students in grades 3-8 take the PARCC assessment each year. High school students take the SAT in Math and English Language Arts.



Success by Student Group

This display shows PARCC ELA performance levels for each student group. No data is shown for groups with fewer than 10 students.



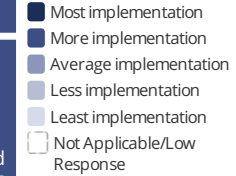
Student Characteristics

White	59%	Low Income	13%
Black	4%	English Learners	5%
Hispanic	8%	With Disabilities	9%
Asian	18%	Homeless	0%
American Indian	0%		
Two or More Races	11%		
Pacific Islander	0%		

School Environment



The **5Essentials Survey** allows students in grades 6-12 and all teachers to share their perspectives on essential conditions for learning. The anonymous survey consists of 5 components.



Response Rates	
Students	94%
Teachers	100%

More Effective Leaders

Do principals and teachers implement a shared vision for success?

More Collaborative Teachers

Do teachers collaborate to promote professional growth?

More Ambitious Instruction

Are the classes challenging and engaging?

More Supportive Environment

Is the school safe, demanding, and supportive?

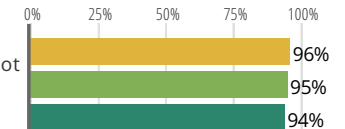
More Involved Families

Does the entire staff build strong external relationships?

Student Attendance and Mobility

Attendance Rate

Rate at which students are present at school, not including excused or unexcused absences



Chronic Truancy Rate

Percentage of students who have been absent without valid reasons for 5% or more of regular school days



Student Mobility

Percentage of students who transfer in or out of the school during the school year, not including graduates





Gower Middle School

School Highlights

Academic Courses

Gower Middle School has a long tradition of rigorous academic courses offered in a caring school environment. We offer advanced courses in the areas of math, language arts, and Spanish. Many students take three full years of a foreign language prior to graduation. In 2012, Gower Middle School was recognized as a National Blue Ribbon School.

Physical Education, Heath and Wellness

Gower Middle School's physical education program has been awarded the Blue Ribbon Physical Education Award for the past five years. Physical education is taken by students daily and offers a balance of team sports and individual physical fitness.

Other Programs and Activities

Art Club, Capturing Kids' Hearts, Chess Club, DARE program, Drama/Theatre, Environmental Club, Math Club, Newspaper, Parent Associations, Partnership with Burr Ridge Park District, Scholastic Bowl, Student Council/Government

School Awards

Blue Ribbon PE Program, National Blue Ribbon School 2012

Career Development Courses and Programs

Athletics

Boy's Basketball, Boy's Bowling, Boy's Cross Country, Boy's Football, Boy's Soccer, Boy's Swimming & Diving, Boy's Volleyball, Boy's Wrestling, Color Guard, Girl's Basketball, Girl's Bowling, Girl's Competitive Cheerleading, Girl's Cross Country, Girl's Soccer, Girl's Softball, Girl's Swimming & Diving, Girl's Volleyball

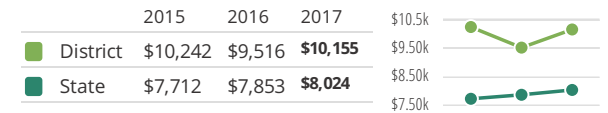
School Personnel Resources

English as a Second Language Teacher, Librarian/Media Specialist, Reading Specialist, School Social Worker, Special Education Teacher, Speech Language Pathologist-non teaching, Student Dean, Technology Specialist

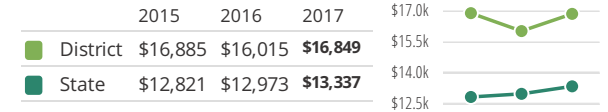
Facilities

District Finance

Instructional Spending per Pupil includes only the activities directly dealing with the teaching of students or the interaction between teachers and students.



Operational Spending per Pupil includes all costs for overall operations in this school's district, including Instructional Spending, but excluding summer school, adult education, capital expenditures, and long-term debt payments.



Educator Measures

This school has had **1 principal(s)** over the past 6 years. In the last three years, an average of **90% of teachers** return to this school each year.

FOR MORE INFORMATION

Visit IllinoisReportCard.com to see additional details about each item of information for this school. There you will find charts spanning multiple years, detailed explanations, resources, more of the school's programs and activities, and powerful tools that let you dig deeper into data.

Most of this data has been collected by ISBE from school districts through data systems. Some information, such as the School Highlights, is entered directly by principals and can be updated throughout the year.